

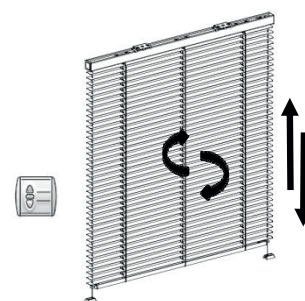
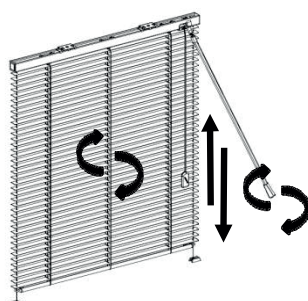
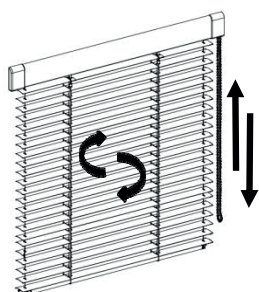
## Venetian Blinds Use and Care Instructions

- Our venetian blinds are a superior quality, made-to-measure product, made using advanced surface treatment technologies.
- Only a qualified specialist can carry out the measuring, installation, removal and repair works.
- Incorrect installation may damage the product or the interior. It may also result in injury.
- The manufacturer must confirm any product design changes.
- The warranty doesn't apply to any mechanical damage resulting from incorrect or irresponsible use.



### User Guide

- Before raising or lowering the blind, ensure there are no obstructions that may prevent the blind from moving freely.
- Blinds can be operated with a chain, wand, cord or an electric motor (i.e. with a switch mounted on the wall, or with remote control).
- Chain or cord-operated blinds are controlled by pulling the chain or cord down.
- The chain/ cord must be pulled down only vertically (the direction in which it is pulled must be parallel to the window).
- Do not pull the chain or cord too hard - or you might break it. Avoid using too much force when twisting the wand, or you may damage the rotation mechanism.
- On blinds with wand control, twist the wand to rotate the slats.
- Operating blinds with a wall switch: raise and rotate the blind by pressing the "UP" button; lower and rotate by pressing the "DOWN" button. Pressing the "STOP" button will stop the blind in its current position.
- The same applies to remote control. Remote control installation is described in the installation manual.
- If any mechanical damage is caused to the wall mounted switch or the remote control - or if any other physical damage is caused as a result of improper maintenance or use (e.g. water/ dust/ mud damage), the warranty will not apply.



Lex Blinds Ltd

190 High Road,  
Loughton,  
IG10 1DN

welcome@lexblinds.co.uk  
www.lexblinds.co.uk  
0800 788 0000

## Maintenance

- Protect the product from aggressive environments - smoke, grease and grime, or steam can get the blinds dirty, or cause damage.
- If the materials are affected by mould, caused by poor ventilation or damp in the house - the warranty will not apply.
- The product should be cleaned with care, using a dry or damp cloth or sponge.
- To remove dust with a vacuum cleaner, use a special soft dusting brush attachment.
- Don't use aggressive conventional cleaners (e.g. bleach), as they may damage the fabric.
- Wooden blinds should never be washed or cleaned using aggressive cleaners. If you don't follow these instructions, the warranty will not apply.

## Child Safety

- Cords and chains pose a deadly hanging risk to young children. To ensure that your children are protected, we strongly recommend installing a child safety component/ kit.
- Cords, chains and wands should ALWAYS be out of the reach of children. Never put any furniture near window blinds, as the child could climb on to reach the cord, chain or wand.

